

The Pirate's Secret

Teacher Resources, Week 4

This pdf contains:

- **Text Questions:** In this section, you will find questions about the chapter. These can be used orally in guided or shared reading discussions, as an independent comprehension exercise, or as part of a written homework or reading club activity.
- **Making the Choice and Voting:** Before choosing how to vote, students could discuss, as a group or a class, the wider context of the story and the consequences for the characters of each voting option at the end of the chapter. Students should be encouraged to use a variety of resources in their research, including books and the Internet.
- **Writing and Art Activities:** Fiction Express for Schools provides a brilliant springboard into writing and some ideas and inspiration are provided in this section along with ideas for follow-up activities in art.
- **Templates:** This section provides printable templates for one, or some, of the exercises suggested in the 'Writing and Art Activities' section.
- **Starter Vocabulary Lists:** Students might find these lists useful for their writing and drama exercises.
- **Drama and ICT Activities:** This section provides ideas for follow-up activities in the areas of Drama and ICT.
- **Worksheet:** This section provides printable worksheets for student use. Answers are also provided.
- **Picture Resources:** This section provides images to inspire student discussion. These images can be displayed on a whiteboard or printed.

The Pirate's Secret by Stewart Ross



- **Resources:** Here you will find a list of relevant websites that students might find useful.

Text Questions

Chapter 4 The Pit

1. Did you enjoy reading Chapter 4 of *The Pirate's Secret*? What was special about this week's chapter?
2. How does Arden escape from Captain Gilbert? How does he escape from the guard? What happens to these men? Go back to the story and find the two verbs (action words) the author uses to describe the movements the men made as Arden escapes from them? (toppled, sprawled)
3. Where does Arden get the dagger from?
4. What simile does the author use to describe how Arden is feeling as he is being chased by the guard. Go back to the story to find it. Did you like this simile? Why do you think the author used it? Do you think it works well here? Have you ever been chased? What did it feel like?
5. How does Arden manage to push the guard back down the slope?
6. What does the phrase, *quenched my thirst*, mean?
7. How does Arden manage to get a good view of the island?
8. What does the phrase, *skirted to the east* mean?
9. What are the people of Port-au-Prince afraid of?
10. What sound, and what smell does Arden notice as he opens the door to the church? Go back to the story to find out.
11. What do you think an *eerie silence* is like?

The Pirate's Secret by Stewart Ross



12. What uncomfortable feeling does Arden have as he walks towards the altar? Did he need to worry about this feeling?
13. Do Arden and Pierre find the map under the altar?
14. Who speaks with a *treacly voice* and a *thick Spanish accent*?
15. What is the priest's name? How does Arden feel about him?
16. How did the priest say he found the map?
17. Father Benedicto says that he had opened the scroll but, *no understand mark in the mountain. You know?* Do you believe him? What do you think he is trying to do?
18. What story does Arden tell the priest to avoid telling him about the treasure?
19. What simile does the author use to describe the moon shining in the night sky. Go back to the story to find it? What do you like about this description? Why is it so appropriate to this story?
20. Is the map of the island accurate?
21. As Arden looks down into the ravine, whose voice does he hear that is *loud and rasping*? Whose voice is *quiet and anxious*?
22. Where does Arden and Pierre see Luggole and Arden's father digging for the treasure? Who is missing?
23. What does Bill Tregorey make Luggole *promise on the Holy Bible*? Would you trust any of Luggole Spain's promises?
24. How did Luggole Spain's father die?

The Pirate's Secret by Stewart Ross



25. What does Arden hear and see that makes him realize Luggole is about to kill his father?
26. What do you think the author means by the phrase, *a brace of pistols*. Using a dictionary, find out what the word *brace* means.
27. Do you know what the following words mean: pursuer, summit, incline, stalking, incense, scroll, ravine? Use a dictionary to find out. Then put the words in alphabetical order. Write their meanings after each word.

Making the Choice and Voting

Who is holding the *brace of pistols* at Arden's heart? Is it:

1. Captain Gilbert and three of his crewmen?

The captain would have had time to catch up with Arden and Pierre, but how would he have known which way to go? What is he likely to do to Pierre and Arden? Will he notice Luggole Spain and Bill Tregorey digging for the treasure? Will this distract him and give Arden and Pierre time to explain, or time to escape?

2. The priest at the head of a band of French watchmen?

Arden was very suspicious of the priest, when he met him. Maybe the priest was very suspicious of Arden and has alerted the French watchman? But why didn't the priest just follow the map and dig up the treasure himself? Why would he appear with three French watchmen now? Is he hoping for a reward?

3. Joseph Scallow and Ebenezer Dag?

Arden and Pierre don't see Scallow or Dag down in the ravine. Did Luggole send them into the forest to be lookouts? If the person with the brace of pistols really is Scallow or Dag, could this be the end for Arden, Pierre and Bill Tregorey!

Writing and Art Activities

In *The Pirate's Secret*, chapter 4 begins with being chased through the forests of Hispaniola. Go back to the story and read the description of the chase. Write an extra paragraph about the chase that could be inserted into this part of the story. Make it as exciting as you can. Maybe Arden trips over, or is grabbed by the guard, but manages to escape. Maybe Arden hides behind a tree and doesn't move or breathe in the hope the guard will go off in the wrong direction. Maybe Arden gets tangled up in the creepers and only manages to escape just as the guard is about to grab him. Don't forget to say how Arden is feeling at this time. (Vocabulary List A)

Imagine you are Captain Gilbert. Write a report for the day that you are attacked by the cabin boy of the pirate ship, *The Blue Parrot*. Put the date at the top of your report. Start your report with the cabin boy attacking you and then escaping into the forest. What do you do next? What orders do you give? How do you feel? How are you going to find the other escaped pirates? Who might come to you with information to help you find where they are? (vocabulary List B)

Draw Bill Tregorey's map of the island with the place where the treasure is buried marked with an X. Find out what the real island of Hispaniola looks like to help you make your map more accurate. Use symbols to show what the different parts of the island are like. You will need to design symbols for the forest, the beaches, the sea, the mountains and the villages and for any other things you think might be on the map. Put a key in the corner of the map to explain what the symbols stand for. The map in the story is on a scroll. Maybe you could make your map into a scroll too.

The Pirate's Secret by Stewart Ross

Illustrate your favourite part of chapter 4. Write an extended caption to describe what is going on in your picture.

Draw your own cartoon strip of chapter four. Divide it into the following sections: 1. Arden escaping from Captain Gilbert. 2. Arden being chased through the forest. 3. Arden in the church meeting Pierre again. 4. Pierre and Arden talking to Father Benedicto. 5. Father Benedicto giving Arden the map. 6. Arden and Pierre following the directions on the map through the forest. 7. Luggole Spain and Bill Tregorey in the ravine. You can use speech bubbles to show what the characters are saying and captions to explain what is happening. If you want, you could divide the cartoon strips among your friends or classmates and then put your strip together when you have all finished.

(See 'Template: Comic Strip')

Design an eye-catching 'Wanted Poster' for Luggole Spain. Draw a mugshot of this dangerous pirate. Offer a reward for any information leading to his capture. Warn the islanders how dangerous he is. Tell the islanders who they should contact if they know anything about Luggole Spain's whereabouts.

(See 'Template: Wanted Poster')

Starter Vocabulary Lists

Vocabulary List A






charged, surged, hurtled, pelted, dashed, stumbled, tripped, caught, hide, branches, trunk, rustle, still, motionless, breathless, exhausted, panting, pounding, trapped, terrified, bite, kick, stamp, howl, curse, bellow

Vocabulary List B

prisoners, escape, daring, pirates, boy, winded, guard, attacked, dashed, sprinted, followed, unconscious, organize, orders, search party, weapons, priest, strange, information, determined, duty, discover,

The Pirate's Secret by Stewart Ross

Template: Comic Strip



Things you might like to add:

Thought bubbles

Speech bubbles

Sound effects

Template: Wanted Poster



Drama and ICT Activities

The writer Robert Louis Stevenson wrote one of the most famous pirate stories ever written. The book was called *Treasure Island*. It was published in 1883, but had been serialized in a children's magazine a couple of years earlier. Many films have been made about this story and the book has been reprinted many times. Using the Internet, find out about this wonderful story. Then write a list of the names of the main characters. Say what they are like and what happens to them.

Using your school library, or your local library try to get hold of a copy of *Treasure Island*. See if you can read any parts of it. Try to find an exciting part of the story that you like and read it out to your class.

Arden mentions that he went to a *dame school in Bedminster*. Using the Internet, find out all you can about dame schools. Then write a report on what they were like and how they would differ from schools today.

The author mentions that the inhabitants of Port-au-Prince were afraid of the ghosts of dead slaves and sailors. Using the Internet and books, find out why slaves were on the island of Hispaniola. What country had they come from? What work were they made to do on the island? What were their lives like? When was slavery abolished on the island? Write a short report on what you find out.

The Pirate's Secret by Stewart Ross



With a friend or class mate, imagine you are Pierre and Arden following the map to find the place where the treasure is buried. Imagine how you would move through the forest, stopping occasionally to check the map. You would be listening carefully, in case you were being followed. What noises would you hear in the forest at night – the screeching of a monkey, the song of a nightbird, the scuffling of creatures running away from you as you cross their paths? Act out this journey. You can get another friend or classmate to make the noises of the forest as you travel through it. With your acting, create the atmosphere of the forest – move branches away with your hands, step over fallen trees, climb steep paths, drink from streams, eat some fruit from the trees. Remember to stay alert you never know if someone is coming up behind you!

Worksheet

Have you understood chapter 4 of *The Pirate's Secret*?

Answer the following questions.

1. What sort of table does Arden push into Captain Gilbert's stomach?
2. Who does Arden throw a chair at?
3. Arden has to reach the _____ of the hill before the guard does.
4. What does Arden eat and drink in the forest?
5. What are the citizens of Port-au-Prince afraid of?
6. What smell comes out of the church as Arden opens the door?
7. Who is praying in the church?
8. What weapon does Pierre have?
9. What letter is on the map that marks the spot where the treasure is buried?
10. Father Benedicto gives Arden the scroll of the _____.
11. Is it very cold outside the church?
12. How are Arden and Pierre able to follow the map in the dark?
13. What is the name of the pirate who escaped from the prison with Luggole Spain?
14. Who says, *You promise on the Holy Bible you won't do Arden no harm after this treasure's found?*
15. Who says, *If it's treasure, Tregorey, you done your job. Thankee!?*

Worksheet Answers

1. A sturdy teak table.
2. The guard
3. Summit
4. He drinks spring water and eats tropical fruits and nuts.
5. They are afraid of the ghosts of dead slaves and sailors.
6. The smell of incense comes out of the church.
7. Pierre, the cook of the *Le Roi d'Or*.
8. A pistol
9. An X
10. Map
11. No. It is hot and sticky.
12. Pierre has a lantern with him.
13. Joseph Scallow
14. Bill Tregorey
15. Luggole Spain

Picture Resources

This is a picture of a church in Hispaniola.



1. What is the church made of?
2. How do you know it is a very old church?
3. Does it look like any churches near to where you live? What is similar about this church? What is different?

The Pirate's Secret by Stewart Ross



Resources

Websites

<http://www.rochedalss.eq.edu.au/pirates/pirate6.htm>

This website has lots of information about pirates as well as some pirate stories and games.

<http://www.thekidswindow.co.uk/News/Pirates.htm>

This website has some information about pirates and a pirate song.

<http://kids.nationalgeographic.co.uk/kids/games/puzzlesquizzes/quizyournoodle-pirates/>

This website has a great pirate quiz.

There are also some great sea shanties available on the Internet but teachers should be aware that some of the lyrics can be a little graphic.

Note to teachers: Every effort has been made by the Publishers to ensure that these websites are suitable for children, that they are of the highest educational value, and that they contain no inappropriate or offensive material. However, because of the nature of the Internet, it is impossible to guarantee that the content of these sites will not be altered. We strongly advise that Internet access is supervised by a responsible adult.

Books

It's Amazing: Pirates by Annabel Savery, Franklin Watts, 2011

Pirate Puzzles (Usborne Young Puzzles) by Susannah Leigh and Brenda Haw, Usborne Publishing, 2011

Pirates (Up Close) by Paul Harrison, Franklin Watts, 2010