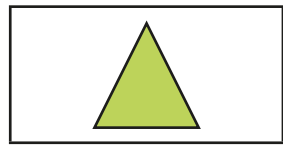



# Recognise and describe 2D shapes

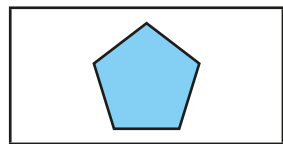
1 Match the shapes to the labels.



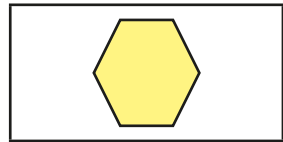
square



pentagon




triangle

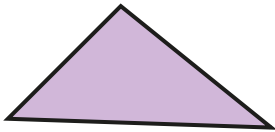


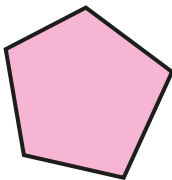
hexagon

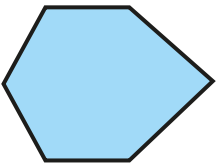
2 Use the words to label the shapes.

- rectangle   hexagon   circle   triangle   pentagon

a)  \_\_\_\_\_


c)  \_\_\_\_\_

b)  \_\_\_\_\_

d)  \_\_\_\_\_

3 Dora and Ron each have a shape.

a)  My shape has three sides, so it is a triangle.




Why is Dora incorrect?

\_\_\_\_\_

\_\_\_\_\_

b)  My shape is a house.



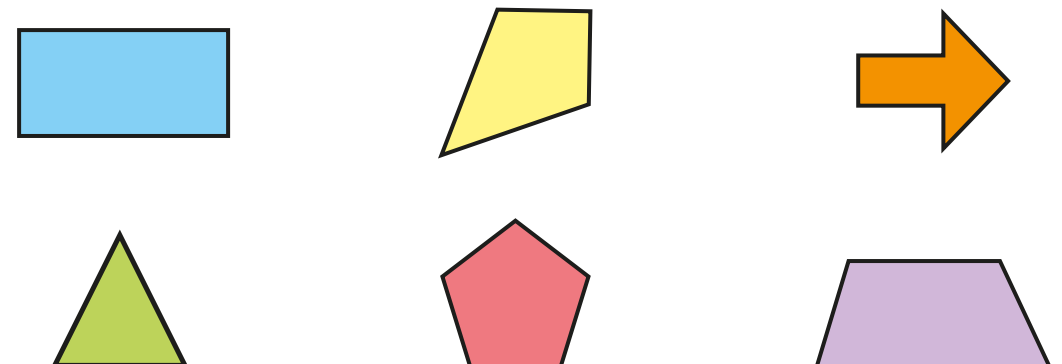
Why might Ron think that? Talk to a partner.

What is the mathematical name for Ron's shape?

\_\_\_\_\_

4 Here are some shapes.

a) Circle all the quadrilaterals.



b) Draw three more quadrilaterals.



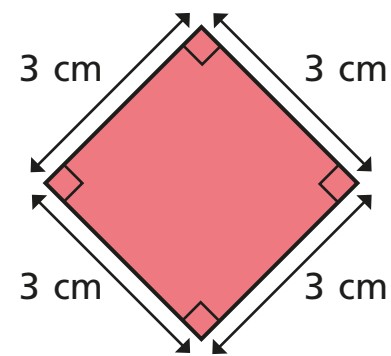
What do you notice about all the shapes you have drawn?

c) Is this shape a square?

Circle your answer.

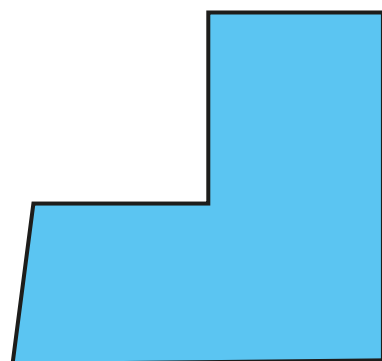
yes

no



Compare answers with a partner.

5 This shape is a hexagon.



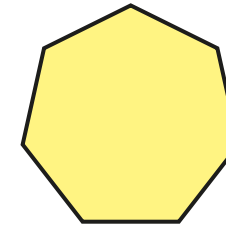
Why is it a hexagon?

---

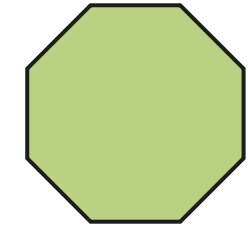
---



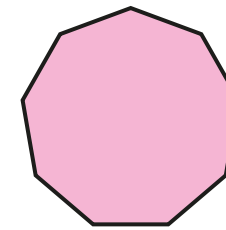
6 What is the name of each shape?



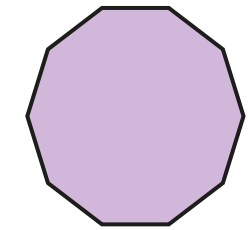
---



---



---



---

How do you know? Talk about it with a partner.



7 Each shape has at least one pair of parallel sides.  
Draw on the shapes to show the parallel sides.

