


Activities



LEVEL 2

You Spy

by Damian Harvey

Genre Mystery and thriller

Values overcoming adversity, teamwork, family, cooperation, autonomy

Chapter 5. Who Spy?

The Archers are trapped in the kitchen with Mr Gambol, and You Spy is firmly in control. To make matters worse, Mr Orwell, the headmaster, is on his way over. Can the family find a way to break free?

Skills addressed



Language and literacy



Digital skills and behaviour



Critical thinking and resilience



Maths, science
and technology skills



Cultural awareness
and understanding



Personal, social and health
awareness and citizenship



Organisation
and evaluation skills

CONTENTS

You can tick off the activities that you are working on in class.

READ Reading lab



Obtain and interpret information within the text

- Guided reading notes
- Reading comprehension

WRITE Writing workshop



Develop the art of creative writing

- Inspire words
- Design the cover and write the blurb
- Homophones

TALK Space for debate



Reflect and construct your opinion, individually and working in a group

- Discuss the story

EXPLORE Creative studio



Dig deeper into the content in a fun way, using different methods of research

- Create an advert for You Spy

ANSWERS

Exercise answers and suggestions for the teacher



Guided reading notes

Here you can find some tips to help you in your reading sessions in class.

1

Ask: What would you like to happen in this last chapter? (perhaps You Spy being removed from the house, meeting the housekeeper, the Archers learning some lessons) Read up to the break at *"It's still locked."* Ask: How would you feel if you were the Archers' housekeeper? (perhaps irritated, cross)

2

Dad says, *"It doesn't matter what her name is."* Ask: What impression does this give you of Dad? Ask: What lessons might the story be trying to teach us? (Perhaps we should be more thoughtful towards others and put people first, we should not let technology take over our lives.)

3

Ask: Why can't Julia and Cristina help the Archers? Ask: Do you think some people spend too much time on their phones? Read up to *...from the doorway*. Find the phrase *a tall, shadowy figure*. What impression does this give of Mr Orwell? (that he can't be trusted, that he is sinister in some way)

4

Find further phrases that describe Mr Orwell, for example: *the biggest bully at school, glared, lip quivered angrily, growled, Lamps switched themselves on to light his way*. What impression does this give? (He's angry, powerful.) How does he make others feel? (Mr Gambol shakes; Mrs Archer splutters.)

5

Read the next page. Ask: How is the housekeeper different from Mr Orwell? Find the phrase *No one noticed the housekeeper creep...* Agree that she does not push herself forward. How do we know Dad feels guilty? (He looks at his shoes.) Read to the end of the story and enjoy Mr Orwell's comeuppance.

6

Ask: Why does You Spy uninstall itself? (Mr Orwell had not got permission to install it in the first place.) Ask: What do you think will happen next? Do you think the Archers will behave better in the future? Will Zane do his homework? Do you think that the You Spy software was a good or a bad thing?



READ

Reading lab

Name:

Reading comprehension

Answer the following questions about the chapter and explain your answers.

1 How would you feel if you were the Archers' housekeeper?

.....

.....

.....

.....

.....

2 Does it matter that Dad can't remember the housekeeper's name? Why?

.....

.....

.....

.....

.....

3 Why does Mr Gambol not like Mr Orwell?

.....

.....

.....

.....

.....



READ

Reading lab

Name:

4 Find and copy two words or phrases that tell you that Mr Orwell is cross.

.....
.....
.....
.....
.....

5 *Dad looked at his shoes and muttered an apology.*
How is Dad feeling here?

.....
.....
.....
.....
.....

6 How do you think the Archers will have changed because of You Spy?

.....
.....
.....
.....
.....



WRITE

Writing workshop

Name:

Inspire words

Explore some of the challenging or potentially unfamiliar vocabulary in this chapter to improve children's understanding and enhance the quality of their own writing.

clattered

fanfare

globules


meddling

quivered

shadowy

smug

squelching




 **WRITE**
Writing workshop

Name:

Cover and blurb

Now that you have finished the story, try designing your own front cover.
Then imagine you are the editor and write the blurb to go on the back cover.



.....

.....

.....

.....

.....

.....

.....

.....

.....

.....

.....

.....

.....

.....

.....

.....



WRITE

Writing workshop

Name:

Homophones

Homophones are words which sound the same but are spelled differently and have different meanings. Write a sentence next to each word, showing its correct meaning.

which

.....
.....

witch

.....
.....

meddle

.....
.....

medal

.....
.....

seen

.....
.....

scene

.....
.....

break

.....
.....

brake

.....
.....

piece

.....
.....

peace

.....
.....



Name:

Discussion activity

In pairs or small groups, retell the story of *You Spy*. Present your story to the class, using the writing activity to introduce it.

Discuss your feelings towards the different characters. Which characters do you like? Who do you not like? Give reasons for your answers.

The discussion activity at the end of week 1 asked you to write down adjectives to describe Zane's character. Look back at those adjectives and decide if they are still true at the end of the story. Can you think of any better ones now?

Talk about the settings. Each week, the setting has narrowed, from school and the outside world to the Archers' house, and finally to just the Archers' kitchen. What atmosphere does the setting give to the story?

Think about the theme of privacy in this story – about who has the right to watch our actions. How do you feel about your privacy and how might you be able to protect it?



 **EXPLORE**
Creative studio

Name:

.....

Advert for You Spy

Imagine you have to design an advert to persuade people to buy the You Spy software system for their home or workplace. What features would you mention? Use your best persuasive language and your design skills to create an advert below.



ANSWERS

Document for the teacher

Reading comprehension (pp. 4–5)

Example answers

1. I would feel unappreciated and upset that they didn't remember my name.
2. Yes. It shows that he doesn't think she is important. It shows that he doesn't think about the work she does.
3. Mr Gambol says that Mr Orwell is a bully.
4. *glared, lip quivered angrily, growled*
5. Dad feels embarrassed.
6. Perhaps they will spend less time watching television/playing games and more time together. Perhaps they will appreciate Maria and even help with the chores. Perhaps Zane will do his homework quickly.