





Bomere and the XI Towns Federation Knowledge Organiser—Art

Topic: Art - Collage	Class/Year Groups: - Stiperstones	Term: Summer
<p>What you already know?</p> <ul style="list-style-type: none"> How to use a combination of materials which have been cut, torn and glued How to sort and arrange materials How to add texture by mixing materials How to share creative ideas How to develop and refine ideas for precision 	<p>What you will learn:</p> <ul style="list-style-type: none"> He was born in Paris in 1848 He spent his childhood in Lima which is in Peru He was a post impressionist artist He was influenced by folk art and primitive art He used bold colours He painted using shapes of colours He worked as a banker and drew and painted in his free time His paintings of Tahiti became famous after he died, because of their bold, exotic colours, and the feeling of calm Famous quote ' I am a great artist and I know it!' A famous painting called the Yellow Christ, was considered one of the key works of symbolism To create own collages inspired by the work of Gauguin <div>     </div>	<p>Vocabulary:</p> <p>Collage overlapping pieces of materials</p> <p>mosaic overlapping different coloured squares</p> <p>place place/position materials in a particular way to create artwork</p> <p>arrange arrange materials in a particular way to create artwork</p> <p>Overlapping when shapes are in front of other shapes</p> <p>Tessellation when a shape is repeated without any gaps</p> <p>Montage assembly of images that relate to each other</p> <p>Symbolism Using symbolic images to express mystical ideas, emotions or state of mind.</p> <p>Post impressionist Late 19th century artists saw the work of the French impressionists artists and were influenced by them.</p>



National Curriculum Objectives:

To improve their mastery of art and design techniques with a range of materials – collage.

Children can:

select colours and materials to create effect, giving reasons for their choices;

refine work as they go to ensure precision;

learn and practise a variety of techniques, e.g. overlapping, tessellation, mosaic and montage;

use key vocabulary to demonstrate knowledge and understanding

Children can:

add collage to a painted or printed background;

create and arrange accurate patterns;

use a range of mixed media;

plan and design a collage;

