

Bomere and the XI Towns Federation Knowledge Organiser—Art

Topic: Art - Collage

Class/Year Groups: - Wrekin





Term: Summer

What you already know?

- How to select colours and materials to create effect
- How to give reasons for their choices;
- How to refine work as they go to ensure precision;
- How to learn and practise a variety of techniques

What you will learn:

- He was born in Paris in 1848
- He spent his childhood in Lima which is in Peru
- He was a post impressionist artist
- He was influenced by folk art and primitive art
- He used bold colours
- He painted using shapes of colours
- He worked as a banker and drew and painted in his free time
- His paintings of Tahiti became famous after he died, because of their bold, exotic colours, and the feeling of calm
- Famous quote ' I am a great artist and I know it!'
- A famous painting called the Yellow Christ, was considered one of the key works of symbolism
- To create own collages inspired by the work of Gauguin

Vocabulary:

Collage overlapping pieces of materials

mosaic overlapping different coloured squares

place place/position materials in a particular way to create artwork

arrange arrange materials in a particular way to create artwork

Overlapping when shapes are in front of other shapes

Tessellation when a shape is repeated without any gaps

Montage assembly of images that relate to each other

Symbolism Using symbolic images to express mystical ideas, emotions or state of mind.

Post impressionist Late 19th century artists saw the work of the French impressionists artists and were influenced by them.



National Curriculum Objectives:

To improve their mastery of art and design techniques with a range of materials – collage.

Children can:

- add collage to a painted or printed background;
- create and arrange accurate patterns;
- use a range of mixed media;
- plan and design a collage;
- use key vocabulary to demonstrate knowledge and understanding

