

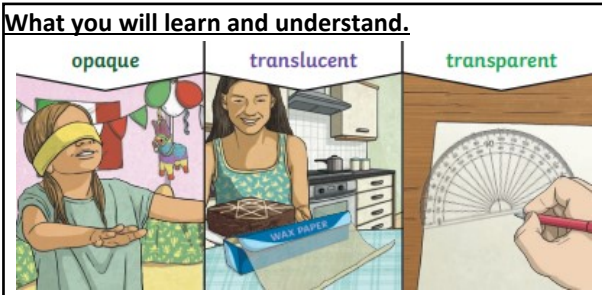
Bomere and the XI Towns Federation Knowledge Organiser—Science

Topic: Science— Light

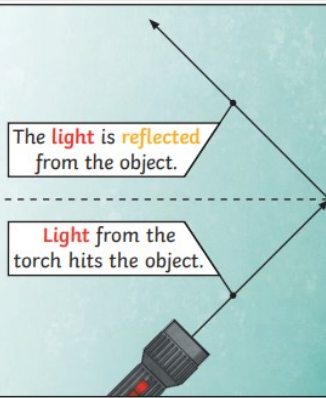
Class/Year Groups: Grinshill

Term: Summer

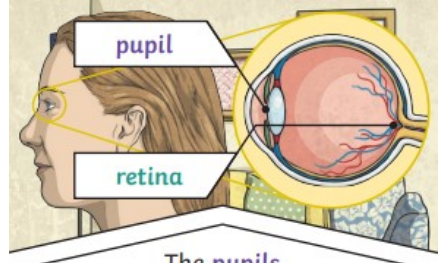

What you already know?
This is the first time that pupils have studied light.



We need **light** to be able to see things. **Light** travels in a straight line. When **light** hits an object, it is **reflected** (bounces off). If the **reflected light** hits our eyes, we can see the object. Some surfaces and materials **reflect light** well. Other materials do not **reflect light** well. **Reflective** surfaces and materials can be very useful...



Mirrors **reflect light** very well, so they create a clear image. An image in a mirror appears to be reversed. For example, if you look in a mirror and raise your right hand, the mirror image appears to raise its left hand.



The pupils control the amount of **light** entering the eyes. If too much **light** enters, then it can damage the **retina**. To help protect the eyes, you can wear a hat with a wide brim and sunglasses with a UV rating.

Key vocabulary:

Light	A form of energy that travels in a wave from a source.
Light Source	An object that makes its own light.
Dark	The absence of light.
Reflection	The process where light hits the surface of an object and bounces back into our eyes.
Reflective	A word to describe something which reflects light well.
Ray	Waves of light are called light rays . They can also be called beams.
Opaque	Describes objects that do not let any light pass through.
Translucent	Describes objects that lets some light through.
Transparent	Describes objects that lets light move through easily.



- National Curriculum Objectives:
- To state the difference between light sources and other shiny objects.
 - To name a number of light sources.
 - Recognise the difference between light and dark.
 - To recognise that light can be dangerous to eyes.

