

Bomere and the XI Towns Federation Knowledge Organiser—DT

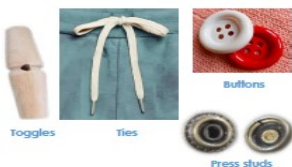

Topic: Textiles—Combining different fabric shapes

Class/Year Groups: Years 5 and 6

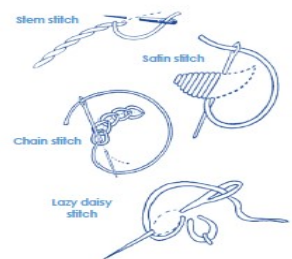
Term: Autumn 2024

What you already know?

- Have joined fabric in simple ways by gluing and stitching.
- Have used simple patterns and templates for marking out.
- Have evaluated a range of textile products.



Stitches



What you will learn:

Designing • Generate realistic ideas through discussion and design criteria for an appealing, functional product fit for purpose and specific user/s. • Produce annotated sketches, prototypes, final product sketches and pattern pieces.

Making • Plan the main stages of making. • Select and use a range of appropriate tools with some accuracy e.g. cutting, joining and finishing. • Select fabrics and fastenings according to their functional characteristics e.g. strength, and aesthetic qualities e.g. pattern.

Evaluating • Investigate a range of 3-D textile products relevant to the project. • Test their product against the original design criteria and with the intended user. • Take into account others' views. • Understand how a key event/individual has influenced the development of the chosen product and/or fabric.

Technical knowledge and understanding • Know how to strengthen, stiffen and reinforce existing fabrics. • Understand how to securely join two pieces of fabric together. • Understand the need for patterns and seam allowances. • Know and use technical vocabulary relevant to the project.

Vocabulary

fabric, names of fabrics, fastening, compartment, zip, button, structure, finishing technique, strength, weakness, stiffening, templates, stitch, seam, seam allowance user, purpose, design, model, evaluate, prototype, annotated sketch, functional, innovative, investigate, label, drawing, aesthetics, function, pattern pieces

Glossary

- **Mock up** – quick 3-D modelling using easy to work and cheaper materials and temporary joints. Useful for checking proportions and scale.
- **Pattern or template** – a shape drawn to exact shape and size, used to assist in cutting out.
- **Seam allowance** – extra fabric allowed for joining together - 15mm for domestic patterns.
- **Specification** – describes what a product has to do.
- **Tacking** – large running stitches to hold pieces of fabric together temporarily.
- **Working drawing** – detailed drawing contains all information needed to make a product but is updated as changes are made.



National Curriculum Objectives:

use research and develop design criteria to inform the design of innovative, functional, appealing products that are fit for purpose, aimed at particular individuals or groups
 select from and use a wider range of tools and equipment to perform practical tasks [for example, cutting, shaping, joining and finishing], accurately select from and use a wider range of materials and components, including construction materials, textiles and ingredients, according to their functional properties and aesthetic qualities
 investigate and analyse a range of existing products evaluate their ideas and products against their own design criteria and consider the views of others to improve their work

