

Bomere and the XI Towns Federation Knowledge Organiser - Computing

Topic: Creating media - Audio production

Class/Year Groups: Stiperstones

Term: Autumn


What you already know?

This unit progresses students' knowledge and understanding of creating media, by focusing on the recording and editing of sound to produce a podcast. They should already know that audio means sound, including music, sound effects, and podcasts.

What you will learn:

Using Software

Audacity is one example of an audio editing tool, but many others are available. For example, you can use the voice memo recorder on a tablet.



How to Record a New Track

1. Go to the tab 'Tracks' and then 'Add New.'
2. Name the new track
3. Click in the track's window to select it.
4. Press record to begin recording into the new track.

The sound is shown as a waveform. We should aim for it to peak at around 0.5/-0.5






Got to the 'file' tab and 'Save Project' to save your work. You can also delete recordings, but you should only ever delete your own files!

Vocabulary:

audio	sound including music, sound effects, and podcasts
input	We use input devices to send the audio to the device/ computer.
output	We use output devices to listen to the audio from the device/ computer
podcast	Podcasts are a type of spoken word file that can be downloaded by listeners

Input and Output Devices

We use input devices to send the audio to the device/ computer.
We use output devices to listen to the audio from the device/ computer.

Input Devices	Output Devices
 <p><u>Microphones</u> are input devices that change sound into electrical signals, which can then be recorded or transmitted.</p>	 <p><u>Digital speakers</u> turn the electrical signal into an audio output that can be heard by the listener.</p>
 <p>With the help of special cables, <u>musical instruments</u> can be linked to computers, and become input devices.</p>	 <p><u>Headphones</u> are worn over the ears of the listener, so that only they can hear the sound output.</p>
 <p>Some devices are capable of acting as both input and output devices. Examples include headsets, smartphones, and voice assistants (e.g. Google Home and Amazon Echo).</p>	

Creating Podcasts


Podcasts are a type of spoken word file that can be downloaded by listeners. A user can often choose to download the whole series of podcasts.

Some examples of podcasts are 'Stories Podcast', 'Six Minutes' and 'Brains On! Kids Science Podcast.'

Features of podcasts include:

Sounds: Voices, jingles, background music, sound effects

Information: Presenters' names, name of podcast, introduction, main section, conclusion.



Top Tips for High-Quality Podcasts

- Speak clearly
- Avoid fillers ('um', 'like')
- Avoid coughing/ sneezing
- Take turns to speak
- Avoid background noise
- Don't touch the microphone
- Choose music carefully

National Curriculum Objectives:

- Use search technologies effectively, appreciate how results are selected and ranked, and be discerning in evaluating digital content
- Select, use, and combine a variety of software (including internet services) on a range of digital devices to design and create a range of programs, systems, and content that accomplish given goals, including collecting, analysing, evaluating, and presenting data and information
- Use technology safely, respectfully, and responsibly; recognise acceptable/unacceptable behaviour; identify a range of ways to report concerns about content and contact

